

Patchogue Garden Club's

Garden Gazette

"All the dirt you need to know . . . and a whole lot more!"

2010 Board Members:

President:

Guy R. Vitale

First Vice President:

Diane Riviello-Voland

Second Vice President:

June Petruccelli

Treasurer:

Carol Tvelia

Recording Secretary:

Babette Bishop

Corresponding Secretary:

Carolyn Savastano

Parliamentarian:


Mary Ann Tchinnis

Historian:

Josephine Miller

Immediate Past President:

Carol Tvelia



Garden Gazette Editorial Staff:

Karen Ferb

Jo Miller

Paula Murphy

Mary Ann Tchinnis

Richard Waldman

Please email submissions to
karenferb@hotmail.com

Or mail to:

Garden Gazette

P.O. Box 3030

Patchogue, NY 11772-0887

Submissions must be received
two weeks before the general
meeting in order to appear in
that month's edition of the
Garden Gazette.

July 2010

Guy's Greetings

*"We're having a heat wave, A tropical heat wave.
The temperature's rising, It isn't surprising, she certainly can can-can."*

Webster defines a "heat wave" as a prolonged period of excessively hot weather which may be accompanied by high humidity. Well, ain't that the truth! I don't remember it being so damn "Hot, Hot, Hot". That reminds me of another song but I'll save that for another time. To all my gardening friends, please be careful in this heat; and if you can dance, try dancing to the Guess Who's "Rain Dance" to break this oppressive weather were having! *Guy*



**Many thanks to Diane & Bert Voland and the Patchogue Fire Department
for our new flag in the Community Garden. Long may it wave!**

Mark the Date

- ✓ **Tuesday, July 27, 2010, 6:00 PM, general meeting** the garden of Diane and Bert Voland, 34 James Street, Patchogue, east on Rte. 112. As always, garden seating is limited, so please bring a chair if you want to be assured of a seat.
- ✓ **Monday, July 26, 2010, 10:00AM, our first Christmas House Tour** meeting 7 Oakland Drive, Patchogue. Directions from North Ocean Ave: Right on Montauk Hwy, left on River Avenue, cross the RR tracks, pass the Bayview Apartments, next right turn, Oakland Drive. Last house on the right. We probably won't have another meeting until the end of October so I hope to see a lot of you!

June Meeting in a Flash

Our June gathering was held at the garden of Karen and Tom Ferb. It was a perfect evening for outdoor socializing among the flowers, trees, and shrubs. Marita reported that she has been in touch with Grammas Garden Center in Brookhaven. They would be happy to give members of the Garden Club a 10% discount. They also have statuary and bird baths and molds obtained from the old statuary store that closed on Sunrise Highway.

Paula Murphy, a member of the Patchogue Arts Council, is planning a labyrinth at space the Village has made available on Bay Avenue. The club voted to become part of the labyrinth project. Anyone interested in participating should contact Paula.

Our new membership booklets were distributed. If you have not received a copy, ask Guy for one.

Several members reported on a carpool trip to Old Westbury Gardens the day before the meeting. The docent tours of the Dita and Jay Phipp's family home and gardens were outstanding. Photos are at <http://picasaweb.google.com/karenferb/OldWestburyGardens#> Web: www.oldwestburygardens.org/

Happy Birthday to You!



Our new membership booklet has birthday month listed for most members. If you didn't include your month on the membership portrait and change your mind, let Karen know. The booklet also includes members' interests. Be sure to see if there are other members that share your special interests.

Many happy returns to our July Babies: Ronnie Manfredi, Marita Morello, Judy Zuck and to our August Babies: Betty Baran, Fred Bossert, Pauline Carleton, Georgia Dulmovits, Gladys Heimbürger, Angelo Petruccelli, Tom Savastano, Mary Ann Tchinnis.

Hostesses for the July Meeting

Where would we be without our hosts and hostesses? Hungry and thirsty is the answer. Many thanks to all those who serve us every month. This July, our special thanks go to Diane and Bert for their garden, to Marita and Ronnie for honchoing everything, and to Barbara Bestafka, Babette Bishop, and Janet Heyer for the goodies.



A Big Thank You to the Garden Tour Committee and Volunteers! Well Done!

Paula Murphy, Garden Tour Chair; Karen Ferb & Mary Ann Tchinnis, Art in the Garden Chairs. Committee: Barbara Bestafka, Georgia Dulmovits, Janet Heyer, Arlene Lamberti, Josephine Miller, Ann Rubbo, Ruth Szuminskyj, Susan Toplitz, and Judy Zuck. Volunteers in the gardens: Bonnie and Fred Bossert, Pauline Carleton, Rosalie Coleman, John Dulmovits, Barbara Edsall, Barbara and John Gustafson, Mark Jeffers, Ronnie Manfredi, Violeta Mulligan, Diane Rivello-Voland, and Millie Zimmerman. Again, thanks to the gardeners: Babette & Richard Bishop, Jamie & Cliff Dochtermann, Heather & Billy Georgiou, Patti Kelly, and Betsy Marino & Mike Wisniewski.

Serious Dirt from Richard Waldman: PETS

June 16, 2010 By MARC MORRONE petxperts2@aol.com



Safe lawns for kids & pets



Sambucus nigra 'Black Lace'



Hydrangea paniculata



Get the Hampton Court look!

As I walk my dogs around my neighborhood, I see most of the lawns have little yellow signs on them placed by landscaping services that warn that chemicals were just placed on the grass and you should keep children and pets off the lawn. This is notice enough for those of us who can read, but, unfortunately, the wildlife in the neighborhood cannot and thus suffers the consequences of the relentless passion for the perfect lawn. The chemical granules that are scattered over the grass to kill insects and weeds look just like bird seed to the songbirds, and they do eat these bits. Those are the wild birds you see laying dead on your lawn or worse yet, just twitching on the ground, suffering from the nerve damage the ingestion of such chemicals causes. Rabbits and squirrels that walk across the lawn will lick the chemicals off their feet and suffer similar fates. Plus, the runoff of these chemicals into ponds and streams can alter the water chemistry with disastrous results for the native fish and aquatic plants that live there.

All this for a green lawn. It does not take much to go organic on your lawn. I use no insecticides or herbicides on my grass, just organic fertilizer and lots of water, and my lawn is as green and as nice as any of my neighbors' that are adorned with those little yellow signs that cause so many problems with our natural world.(OK, a stray dandelion sprouts up, but I just mow it away.) Can't you do that?

Want to Know About Tough Love, Garden Style?


Bart Ziegler, writing for the *Wall Street Journal*, writes of plants that flourish in his garden even though he is a lazy weekend gardener. He grows KnockOut roses, forsythia, doublefile viburnum, dwarf Alberta spruce (which he likes for its natural conehead appearance), *Sambucus* cultivars, the *paniculata* hydrangeas, and purple smokebush. All of these are dependable and easy to care for while providing long-lasting color for the garden, either in flower, leaf, berry or a combination. [*I have always liked forsythia, though many consider it a springtime cliché. There is a big mound on the Grand Central Parkway exit; when I lived in Forest Hills, it 'announced' that I was getting close to home on my way from work.—Richard*]

Internet Road Trip

www.rhs.org.uk/Shows-Events/Hampton-Court-Palace-Flower-Show/2010

is the link to the Royal Horticultural Society's Hampton Court Palace Flower Show in Surrey. The Web site has oodles of pictures, videos and ideas. [*I especially like the Like the 'Take the Hampton Court home' part - I wish I could.—Richard*]

“ART IN THE GARDENS”: 10TH ANNUAL GARDEN TOUR
See all the photos and artist and garden descriptions patchoguegardenclub.com



John Cino sculpture in the Bishop Garden



Debra Rodman-Peck in the Dochtermann Garden



Barbara Bruce in the Community Garden



Sandy & Kathy Seff in the Georgiou Garden



Laurence Lee in the Kelly Garden



Jody Banaszak in the Marino-Wisniewski Garden

Members Page

The Cracked Pot

An elderly Chinese woman had two large pots she carried across her neck on the ends of a pole. One of the pots had a crack; the other was perfect. At the end of the long walks from the stream to the house, the cracked pot arrived only half full. This went on for two years. The perfect pot was proud of its accomplishments, but the poor cracked pot was lamented its bitter failure and spoke to the woman one day by the stream. 'I am ashamed of myself because this crack in my side causes water to leak out all the way home.' The old woman smiled, 'Did you notice that there are flowers on your side of the path, but not on the other side?' That's because I have always known about your flaw, so I planted flower seeds on your side of the path, and every day while we walk back, you water them. Without you being just the way you are, I would not be able to pick these beautiful flowers to grace our home.'

Each of us has our own unique flaws. But it's the cracks and flaws we each have that make our lives together so very interesting and rewarding. You've just got to take people for what they are and look for the good in them. So, to all of my cracked pot friends, have a great day and remember to smell the flowers on your side of the path! [Tnx, Mary Ann]



I just noticed this on Newsday.com about Target closing out their gardening section in favor of stocking more PIES. Now, I love pie. But there is one thing in this world one does not need considering the obesity problem, and it is the increased availability of PIE. Anyone who needs, who wants, who must have, who desires, who aches for, who yearns for, who will give up their first born for, well you get my drift—anyone who goes out for PIE already knows where to get PIE. Target doesn't need to have PIE(s) down every aisle ready for the taking. And to get rid of their miniscule gardening department (where I have bought a few things too) for more PIE. They will need to widen the aisles next as we lumber down the aisles laden down with PIE (and I drove past (!) Briermiere's the other week without stopping—I really think their bread is better than their pies). [Tnx, Richard]



Garden to Glass Cocktails: Cocktails made with a garden's worth of herbs are the new standard. Here, a bar chef takes the next logical step and imagines a garden dedicated to cocktail ingredients. By William L. Hamilton for *Food and Wine*, July.

During my four years as the cocktail critic at the New York Times, I never became much of a locavore, just a regular at my local bar. But a new generation of cocktail chefs, like Philippe Gouze at Blue Hill at Stone Barns, has changed that.

I recently visited this celebrated farm-to-table restaurant in Pocantico Hills, New York, where Gouze works as general manager and creates drinks. There, he mixed me a Garden Elixir with gin, vermouth and a healthy amount of cilantro leaves. When I said I was surprised to see ingredients like cilantro in cocktails, he told me about his hobby: cocktail gardening.

Cocktails made with a garden's worth of herbs have become more than a trend—they're a new standard. The next step, Gouze explained, would be a dedicated garden for drink ingredients. With just a few pots on a city terrace or a few square feet of suburban lawn, cultivating the herbs and flowers that are key to a variety of creative drinks is a simple matter. A cocktail garden also makes it easy to get hard-to-find herbs like Thai basil, which adds exotic fragrance to Gouze's Frozen Yellow Marys, made with jalapeños, vodka and cubes of frozen yellow-tomato juice. For planning a cocktail garden, see

<http://www.foodandwine.com/articles/planting-a-cocktail-garden>. [Tnx, Paula]






[Is there anything more timely than the beach in August?—Ed.]

Timely Tips for August

- ☀️ Plant fall crops now: beans, peas, beets, lettuce, spinach, etc.
- ☀️ Pinch house plants summered outdoors for good branching.
- ☀️ When cutting back spent perennials, leave some foliage.
- ☀️ If you have lawn, remove excessive thatch, water every week if dry.
- ☀️ Divide and transplant peonies, phlox, and daylilies.
- ☀️ Cut out berry canes that have already fruited.



Patchogue Garden Club

PO Box 3030
Patchogue NY 11772-0887

“Come Grow With Us”
Founded 1996

Gardening is about enjoying the smell of things growing in the soil, getting dirty without feeling guilty, and generally taking the time to soak up a little peace and serenity. ~Lindley Karstens, noproblemgarden.com